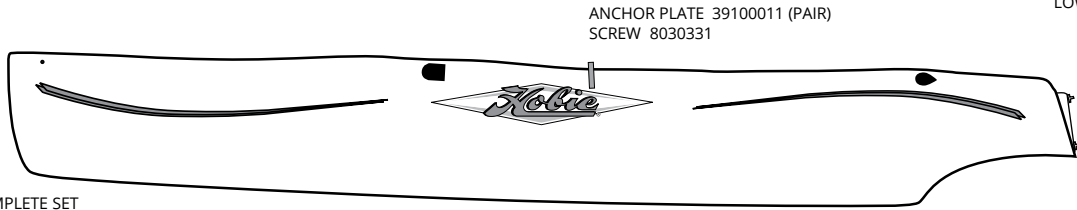


# HOBBIE GETAWAY PARTS

REPLACEMENT HULL - left 37010001  
 REPLACEMENT HULL - right 37020001

EZ LOC RUDDER PINTLES  
 UPPER PINTLE 90880211  
 LOWER PINTLE 90880221



ANCHOR PLATE 39100011 (PAIR)  
 SCREW 8030331

SCREW 8030171  
 SCREW (2009+) 8030331

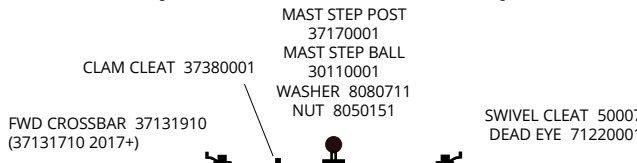
DRAIN PLUG  
 W / GASKET  
 10091000

DECALS -  
 37440150 "CURLS" COMPLETE SET  
 37440151 "GETAWAY" EACH  
 12451031 "Hobie" Diamond 36" Turq/Silver

BOW SPREADER 37500001  
 (37501701 2017+)

END BLOCK 37500031  
 RIVET 8010201 (4)  
 BOLT 8030291  
 WASHER 8080671

BOW TANG 20120000  
 BOLT 8040341  
 NUT 8050311  
 PLATE 37500021  
 RIVET 8010181



MAST STEP POST 37170001  
 MAST STEP BALL 30110001  
 WASHER 8080711  
 NUT 8050151

CLAM CLEAT 37380001

FWD CROSSBAR 37131910  
 (37131710 2017+)

SWIVEL CLEAT 50007  
 DEAD EYE 71220001

CROSS BAR STOP PLATE 38132001  
 RIVET 8010181 (3)

FWD END CAP 37151041

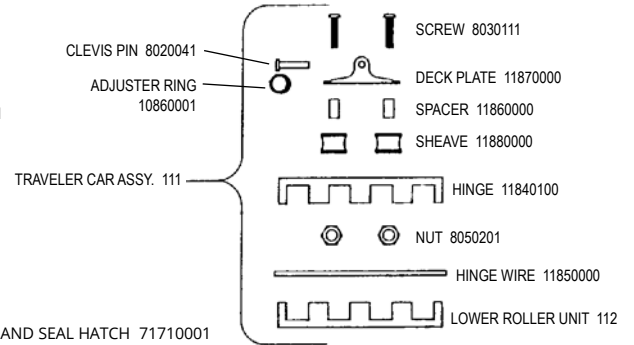
REAR CROSSBAR 37191910  
 (37191710 2017+)

TRAVELER SWIVEL CAM PLATE 37760041  
 SWIVEL CLEAT 50007

REAR END CAP 37201021



CROSS BAR STOP PLATE 38132001  
 RIVET 8010181 (3)



CLEVIS PIN 8020041

ADJUSTER RING 10860001

TRAVELER CAR ASSY. 111

SCREW 8030111

DECK PLATE 11870000

SPACER 11860000

SHEAVE 11880000

HINGE 11840100

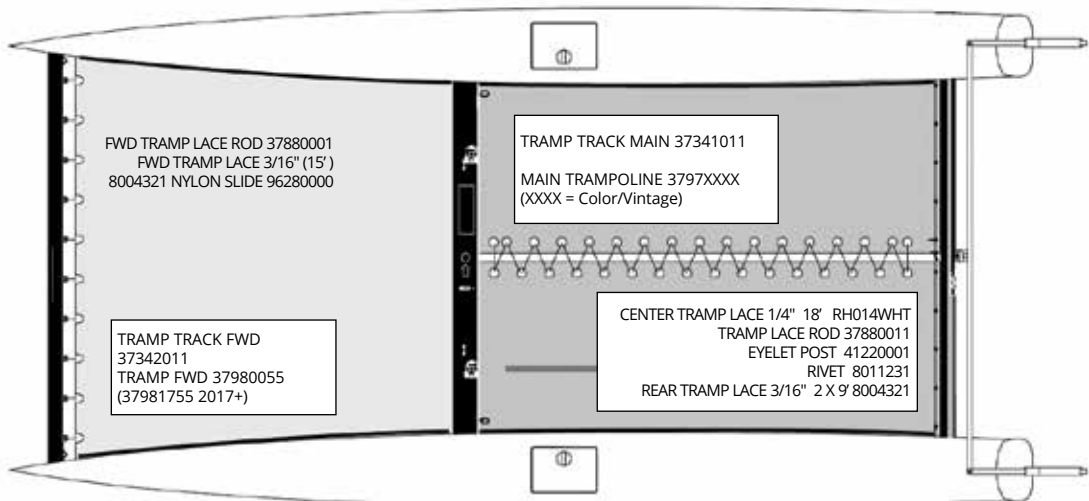
NUT 8050201

HINGE WIRE 11850000

LOWER ROLLER UNIT 112

ORIGINAL HATCH\*  
 \* Replacement "O" Ring Seal  
 # SPA-4SEAL-S Available from imtra.com  
 Not stocked by Hobie Cat

HOBBIE TWIST AND SEAL HATCH 71710001  
 GASKET 71707002 (REQ 2)  
 SCREWS 8032121 (REQ 14)  
 5" HATCH (INSIDE) 41370001  
 DRAIN ELBOW FITTING 37370036

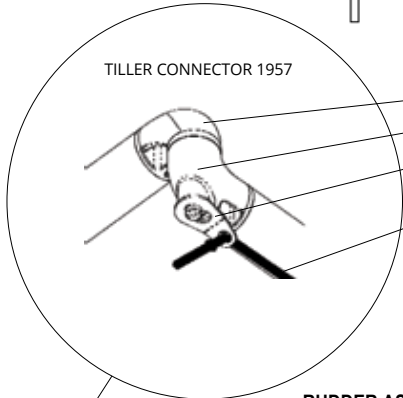
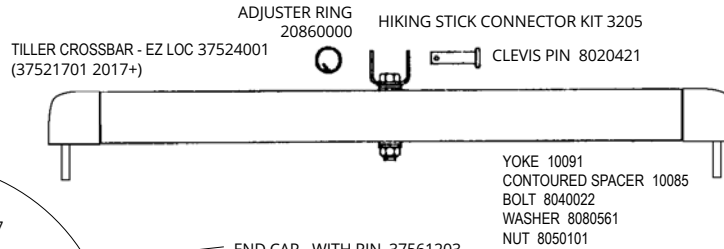
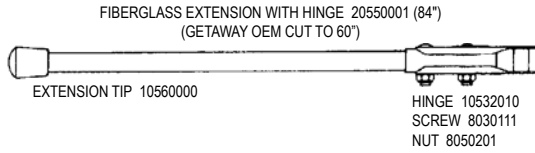


FWD TRAMP LACE ROD 37880001  
 FWD TRAMP LACE 3/16" (15')  
 8004321 NYLON SLIDE 96280000

TRAMP TRACK FWD  
 37342011  
 TRAMP FWD 37980055  
 (37981755 2017+)

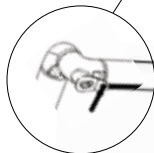
TRAMP TRACK MAIN 37341011  
 MAIN TRAMPOLINE 3797XXXX  
 (XXXX = Color/Vintage)

CENTER TRAMP LACE 1/4" 18' RH014WHT  
 TRAMP LACE ROD 37880011  
 EYELET POST 41220001  
 RIVET 8011231  
 REAR TRAMP LACE 3/16" 2 X 9' 8004321



- END CAP - WITH PIN 37561203
- END CAP - THROUGH HOLE 37561200
- TILLER CONNECTOR RETAINER 40590001
- SHOCK CORD (10") RS316BLK
- SCREW 8031151
- RIVET 8010261

**RUDDER ASSEMBLY - EZ LOC**  
37312000



TILLER ARM 37382011

UPPER BOLT 8040391  
NUT 8050331

RETAINER CLIP 90880231  
BUNGEE (3/16" X 10") RS316BLK

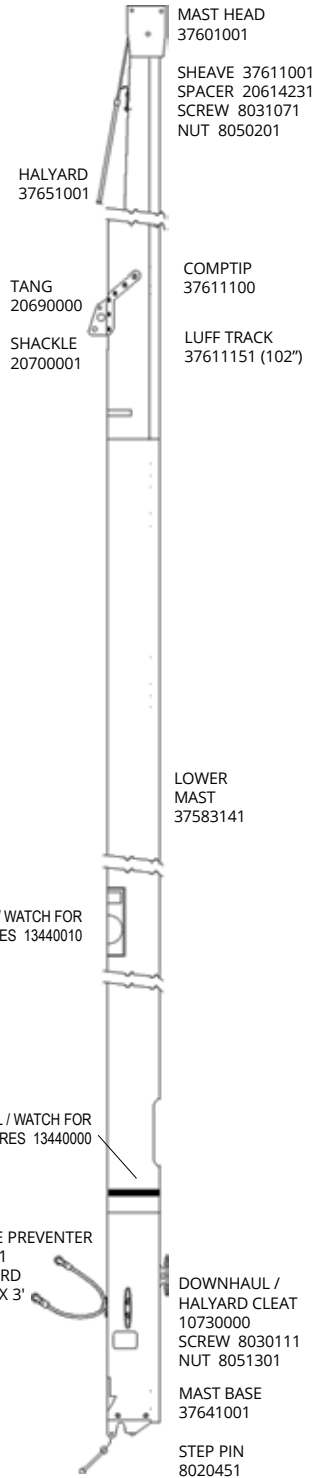
EZ LOC HOUSING 50313001  
LOWER BOLT 8040321  
WASHER 8080671  
NUT 8050331  
EZ LOC PLUNGER 20492021

RUDDER LINKAGE (2)  
50313201  
TUBE RIVET  
50313301

UP-LOCK PIN KIT  
50314001  
(PIN, LANYARD 37661091,  
2-RING 20860000)

EZ LOC  
RUDDER  
BLADE  
20491000

**MAST ASSEMBLY**  
37610000



**UPDATE OLDER GETAWAY TO EZ LOC**

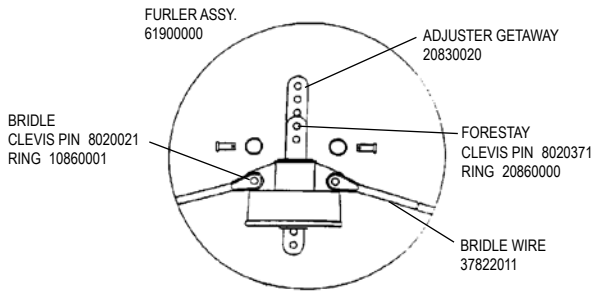
- (2) **37312000** EZ LOC RUDDER ASSEMBLY
- (1) **37524001** TILLER CROSSBAR
- (1) **20550001** HIKING STICK
- (2) **90880211** PINTLE - UPPER
- (2) **90880221** PINTLE - LOWER
- (12) **8030171** SCREW 12-24 X 3/4

**DANGER:**  
ALWAYS USE EXTREME CAUTION WHILE RAISING AND LOWERING YOUR MAST, CONTACT WITH A POWER LINE COULD BE FATAL.

FORESTAY / BRIDLES



FORESTAY ASSY 37810001  
 FORESTAY ASSY INCLUDES:  
 \*SHACKLE W/KEEPER WIRE 20700001  
 \*SWIVEL 61230000  
 \*YOKE 37810030  
 \*SCREW HSPAP  
 \*LOCK NUT 8050111  
 \*LOWER FORESTAY 37810021



ROLLER FURLER DETAIL

**FURLER TUNE UP KIT 61900900**  
 INCLUDES: BEARINGS, BEARING CAGE, NYLINER, NYLON SLEEVE, DARBY RINGS, SPOOL, HOUSING

- CLEVIS PIN 8020371 RING 20860000
- SHACKLE 10700000
- ADJUSTER 20830020 FLATTENED
- NYLINER 8061101
- NYLON SLEEVE 61940000
- YOKE 61980000
- SPOOL & HOUSING SEE BELOW
- SLEEVE 61950001
- DARBY RING 8062511
- BEARING RACE 61920000
- \*\*\*\*\* BEARINGS (REQUIRES 18) 61670000
- BEARING CAGE 61930000
- BEARING RACE 61920000
- DARBY RING 8062501
- TUBE 61910000
- SPOOL & HOUSING 61960001
- NOT SHOWN
- LINE RH018WHT X 18' SCREW 8030501

FURLER ASSY. 61900000

SHROUDS




SHACKLE 20700001



SHROUD 37790001



CLEVIS PIN 8020381 RING DING 20860000



7 HOLE STAY ADJUSTER 20830010



CLEVIS PIN 8020371 RING DING 20860000



LEECH BATTEN TIP (TOP) 21333000



LEECH BATTEN TIP 11323000



LUFF BATTEN TIP 11322011



BATTEN TIE LINE RH112WHT X 18"

- BATTEN #8 34 1/2" (H16 JIB)
- BATTEN #7 55"
- BATTEN #6 69"
- BATTEN #5 77 3/4"
- BATTEN #4 84 1/4"
- BATTEN #3 88 3/4"
- BATTEN #2 90 3/4"
- BATTEN #1 92"

37016001 BATTEN SET (FOR INDIVIDUAL BATTENS SEE UNIVERSAL BATTENS IN CATALOG)

FLOAT KIT 30119 SCREW 8032011

"HOBIE" BATTEN LUFF PROTECTOR KIT 12480001

JIB COVER 1815 SNAP HOOK 53790040

JIB HOOK CLEW BLOCK 53790141 20680000

JIB SHEET RM516BLU X 32' DOWNHAUL RH014WHT X 5'


MAIN SAIL 37991XXX JIB SAIL 37992XXX

SEE SEQUENTIAL PRICE LIST OR SAIL COLOR SELECTION IN CATALOG

"S" HOOK 38900031 SHACKLE 11220000 UPPER BLOCK 37900021

MAIN SHEET RM038RED X 38'

LOWER BLOCK 37900011 CAM CLEAT RF5011 CAM CLEAT RF5015 FAIRLEAD 8030241 SCREW (2)



RIGHTING LINE SYSTEM 30109

MODEL / YEAR / ACCESSORY VARIATIONS

TILLER CROSSBAR 37521001 (OLDER RUDDER CASTINGS / M20 STYLE CONNECTORS)  
 TILLER CROSSBAR 37522001 (OLDER RUDDER CASTINGS / TENDON STYLE CONNECTORS)  
 TILLER CROSSBAR 37523001 (EZ LOC RUDDERS / TENDON CONNECTORS)

### OLDER TILLER CONNECTOR PARTS

#### CLUB TILLER CONNECTOR (1954 / 1956)

TILLER ARM SWIVEL END CAP 40650001  
 TILLER CONNECTOR SCREW 40530021  
 INSERT BEARING 40680001  
 TILLER ARM INSERT 40660001  
 BOLT 8040171  
 WASHER 8080691

1956 KIT - CLUB TILLER CONNECTOR (REPLACES TENDON STYLE WITH CLUB BOLT STYLE)  
 1954 KIT - CLUB TILLER CONNECTOR / UPGRADE FOR EARLY BOATS WITH ORIGINAL CURVED TENDON CONNECTORS: INCLUDES TILLER CROSS BAR AND ALL TILLER CONNECTOR FITTINGS

#### TENDON TILLER CONNECTOR

ENDCAP 37561001  
 FIBER TENDON 37561011  
 FIBER-TENDON SCREW 8030071  
 QUICK PIN 8020461  
 LANYAD 37661091

ALUMINUM RUDDER CASTINGS  
 UPPER PINTLE 38101301  
 LOWER PINTLE 38101401  
 KEEPER PIN W/ LANYARD 38490011

### RUDDER PARTS

Pre-"EZ LOC" Rudder System  
 \* = SUB ASSEMBLY PART / INCLUDED WITH CASTING

TILLER ARM 37321111  
 \*BOLT 8040301  
 \*WASHER 8080181  
 \*CAM 10480000  
 \*PIN 50312301  
 \*CAM PLATE 20352000  
 UPPER CASTING BLACK LEFT 50321001  
 UPPER CASTING BLACK RIGHT 50341001  
 LOWER CASTING BLACK 50322001  
 RUDDER PIN BUSHING UPPER 8062001  
 LOWER 38360001  
 \*RAKE ADJUSTMENT SCREW 8032001  
 \*PLUNGER 50312201  
 \*SPRING 10430000  
 \*TENSION SCREW 60450000  
 BOLT 8040331  
 NUT 8050311  
 RUDDER BLADE 20493000 WHITE

37001000 GETAWAY WING ASSEMBLY (WITH COVER)  
 (37001010 2017+)



GETAWAY RIVET GUIDE

( ) INDICATES QUANTITY NEEDED TO FASTEN PART

**MAST**

HEAD	8010121 (2)
HALYLARD HOOK	8011231 (2)
TANG	8010121 (12)
	8011291 (12)
BUNGEE PAD EYE	8010181 (2)
	8011291 (2)
HALYARD CLEAT	8010121 (2)
	8011291 (2)
BASE	8010131 (4)
	8011291 (4)

**BOW SPREADER BAR**

PLATES, BRIDLE BOW TANG	8010181 (4)
INTERNAL STIFFENER	8010201 (4)

**MAIN CROSSBAR**

BEAM STOP PLATES	8010181 (6)
CLEAT	8010181 (1)
PADEYES	8010181 (4)
JAM CLEAT	8010131 (1)
CLEATS, SWIVEL	8010131 (6)
PADEYES	8010131 (4)
END CAPS	8010201 (10)

**REAR CROSS BAR**

PADEYE	8010181 (2)
BEAM STOP PLATES	8010181 (6)
CLEAT PLATE	8010131 (4)
TRAMP LACE POSTS	8011231 (10)
END CAPS	8010201 (8)

